

STATEMENT OF RECEIPTS AND EXPENDITURES
Oroquieta City
General Fund
(In 000 Php)

Particulars (1)	Account Code (2)	Past Year 2010 (Actual) (3)	Current Year 2011 APPROPRIATION		
			First Semester (Actual) (4)	Second Semester (Estimate) (5)	Total (6)
I. Beginning Balance					
Gov't. Equity-Available for Operations			2,700	-	2,700
Gov't Equity-Continuing Appropriations			655	-	655
Gov't. Equity-Obligated Allotments for which no Liability has been recognized			2,056		2,056
Total Beginning Balance		-	5,411	-	5,411
II. Receipts					
A. Local (Internal) Sources					
1. Tax Revenue					
NATIONAL TAXES					
Professional Tax	564	28	25	5	30
LOCAL TAXES					
Amusement Tax	581	28	29	11	40
Business Tax	582	10,022	8,310	2,690	11,000
Community Tax	583	973	961	39	1,000
Franchise Tax	584	708	676	79	755
Occupation Tax	585	-	-	5	5
Property Transfer Tax	587	177	100	20	120
Real Property Tax	588	2,442	2,090	910	3,000
Tax on Delivery Trucks & Vans	592	112	109	141	250
Tax on Sand, Gravel, & Other Quarry Products	593	10	5	7	12
Other Local Taxes	598	225	204	(204)	-
Fines & Penalties-Local Taxes	599	1,517	625	81	706
TOTAL LOCAL TAXES		16,214	13,109	3,779	16,888
Total Tax Revenue		16,242	13,134	3,784	16,918
2. Non-Tax Revenue					
Permits and Licenses					
Fees on Weights & Measures	601	9	16	(2)	14
Motor Vehicles Users Charge	604	14	11	29	40
Permit Fees	605	2,258	1,647	453	2,100
Registration Fees	606	292	143	172	315
Fines & Penalties-Premits & Licences		-	-	5	5
Total		2,573	1,817	657	2,474
Business & Service Income					
Clearance & Certification Fees	613	1,137	962	38	1,000
Garbage Fees	616	140	117	33	150
Inspection Fees	617	268	328	(8)	320
Medical, Dental & Lab Fees	619	358	201	49	250
Fines & Penalties-Fees, Permits & Licenses Income		-	-	5	5
Rent Income	642	570	135	48	183
Other Business Income	648	150	308	(308)	-
Total		2,623	2,051	(143)	1,908
Other Income					
Interest Income	664	1,423	606	894	1,500
Miscellaneous Income	678	445	801	(501)	300
Other Fines & Penalties		-	-	-	-
Total		1,868	1,407	393	1,800
Total Non-Tax Revenue		7,064	5,275	907	6,182
TOTAL LOCAL INCOME		23,306	18,409	4,691	23,100

STATEMENT OF RECEIPTS AND EXPENDITURES
Oroquieta City
General Fund
(In 000 Php)

Particulars (1)	Account Code (2)	Past Year 2010 (Actual) (3)	Current Year 2011 APPROPRIATION		
			First Semester (Actual) (4)	Second Semester (Estimate) (5)	Total (6)
B. External Source					
1. Share from National Internal Revenue Taxes - Internal Revenue Allotment [IRA]	665	300,139	162,437	158,949	321,386
IRA - Monetization		-	2,559	-	2,559
2. Other Share from Nat'l Tax Coll - Share from Expanded Value Added Tax [EVAT]	568	-	-	450	450
-Share from PAGCOR/PCSO	670	292	180	120	300
3. Extraordinary Receipts -					
-Income fr Grants & Donations	662	7,987	1,266	(1,116)	150
-Other Subsidy Income -					
Subsidy Inc from Other Na'l Gov't Agencies	651	-	-	-	-
Total External Source		308,418	166,442	158,403	324,845
C. Receipts from Loans and Borrowings					
Total (A-C)		331,724	184,851	163,094	347,945
Total Receipts (I + II)		331,724	190,262	163,094	353,356
III. Expenditures					
1.0 Current Operating Expenditures					
Personal Services					
Salaries & Wages-Regular	701	76,548	39,401	42,649	82,050
Salaries & Wages-Casual	705	705	1,216	1,314	2,530
Personnel Economic Relief Allow [PERA]	711	12,427	5,911	6,513	12,424
Representation Allowance [RA]	713	1,745	881	905	1,786
Transportation Allowance [TA]	714	1,667	841	865	1,706
Clothings/Uniform Allowance	715	2,136	-	2,100	2,100
Subsistence, Laundry & Quarters Allowance	716	866	367	531	898
Hazard Allowance		556	287	313	600
Productivity Incentive Allowance	717	1,008	954	72	1,026
Honoraria	720	261	53	216	269
Overtime & Night Pay	723	582	106	434	540
Cash Gift	724	2,765	1,247	1,378	2,625
Year End Bonus	725	6,393	3,311	3,616	6,927
Life & Retirement Ins Contributions	731	9,200	4,732	5,125	9,857
Pag-Ibig Contributions	732	1,147	297	324	621
PHILIHEALTH Contributions	733	1,364	451	1,832	2,283
ECC Contributions	734	629	245	376	621
Terminal Leave Benefits	742	1,824	470	859	1,329
Medico-legal Services	791	86	34	36	70
Monetization of Leave Credits	749	4,383	4,204	590	4,794
Total Personal Services		126,292	65,008	70,048	135,056

STATEMENT OF RECEIPTS AND EXPENDITURES
Oroquieta City
General Fund
(In 000 Php)

Particulars (1)	Account Code (2)	Past Year 2010 (Actual) (3)	Current Year 2011 APPROPRIATION		
			First Semester (Actual) (4)	Second Semester (Estimate) (5)	Total (6)
MAINTENANCE & OTHER OPER EXPENSES					
Traveling Expenses-Local	751	2,461	1,263	1,253	2,516
Training Expenses	753	617	377	590	967
Office Supplies Expenses	755	2,429	1,221	1,473	2,694
Office Supplies-Petty Cash	755	86	60	31	91
Drugs and Medicines Expenses	759	1,286	996	1,004	2,000
Medical, Dental & Laboratory Supp Exp	760	194	149	151	300
Accountable Forms Expenses	756	426	691	1	692
Gasoline, Oil & Lubricants Expenses	761	15,188	5,175	3,320	8,495
Other Supplies Expenses [Business Plates]	765	490	350	-	350
Water Expenses	766		-	-	-
Electricity Expenses	767	360	131	369	500
Agricultural Supplies Expenses	762	356	448	552	1,000
Postage and Deliveries	771	26	41	118	159
Telephone Expenses-Landline	772	644	319	327	646
Telephone Expenses-Mobile	773	791	390	437	827
Cable, Telegraph & Radio Expenses	775		-	5	5
Internet Expenses	774	58	22	147	169
Membership Dues & Contr to Organization	778	139	-	65	65
Advertising Expenses	780	636	69	326	395
Printing and Binding Expenses	781	412	18	152	170
Representation Expenses	783	4,083	1,803	2,613	4,416
Transportation & Delivery Expenses	784		28	28	56
Subscription Expenses	786	100	45	129	174
Consultancy Services	793		-	440	440
Cooking Gas Expenses					
Legal Services - Litigation Expenses	791		5	35	40
General Services	795	726	253	47	300
Repair and Maintenance-					
-Office Buildings	811	197	72	63	135
-Office Equipment	821	49	14	122	136
-Furniture and Fixtures	822		-	13	13
-IT Equipment and Software	823	70	150	153	303
-Other Machinery and Equipment	840	329	139	191	330
-Motor Vehicles	841	3,837	1,999	2,024	4,023
- Public Infrastructures-Fab of Culv	851	480	83	67	150
-Maint. of City/Barangay Roads & Bridges	851	1,450	2,623	577	3,200
-Maintenance of Drainage Facilities		1,466	737	263	1,000
Subsidy to Local Government Units	874	1,357	1,210	1,469	2,679
Donations [CM]	878	788	686	814	1,500
Donations [CVM]	878	1,946	1,884	1,536	3,420
Donations-Indigents	878	7,028	3,576	89	3,665
Donations-Emergency Assistance Program	878		314	286	600
Confidential Expenses	881	900	1,800	800	2,600
Intelligence Expenses	882		-	900	900

STATEMENT OF RECEIPTS AND EXPENDITURES

Oroquieta City

General Fund

(In 000 Php)

Particulars (1)	Account Code (2)	Past Year 2010 (Actual) (3)	Current Year 2011 APPROPRIATION		
			First Semester (Actual) (4)	Second Semester (Estimate) (5)	Total (6)
Extraordinary & Misc. Expenses	883	20	-	47	47
Taxes, Duties & Licenses	891	56	9	80	89
Fidelity Bond Premiums	892	93	93	12	105
Insurance Expenses	893	775	529	971	1,500
Other Maintenance & Oper, Expenses-Tools	969	10	19	1	20
Other Maintenance & Oper Expenses	969	3,035	936	2,215	3,151
MOOE - COOP Operation			32	34	66
-Monitoring Committee			-	-	-
-Bids and Awards Committee (BAC) Exp.		125	63	137	200
-CLUP		198	-	-	-
-In Aid of Legislation		283	10	40	50
-Legislative Support Program		2,537	1,459	1,304	2,763
-Family & Community Welfare Program		169	33	167	200
-Program for the Disabled		166	33	167	200
-Women's Welfare Program		76	61	39	100
-Other Gender & Development Prog (GAD)		100	45	105	150
-Child & Youth Welfare Program		297	153	215	368
-Early Childcare & Dev't Program			-	-	-
Honoraria		225	98	124	222
TOTAL MOOE		59,570	32,714	28,638	61,352
Non-Office					
Election Expenses		176		-	-
Human Resource Management Program-		5,445	12,594	1,825	14,419
HRD Plan [Employee Welfare Benefits]		94	87	33	120
Local Government Devt Program		126		-	-
Computerization Program		451		-	-
Tax Enforcement Collection Program		626		-	-
Real Property Tax Enf Program [CAO]		197		-	-
CRR Computerization Program		257		-	-
Loyalty Pay		535		-	-
Anniversary Bonus		1,581		-	-
C.N.A. Incentive .		3,479	1,230	45	1,275
Subsidy to Liga ng mga Barangay		420	260	-	260
Subsidy to League of Cities		150	150	-	150
Subsidy to RDC		28	30	-	30
Union of Local Authorities of the Phil [ULAP]		140	20	-	20
Human Resource Development Program		-	638	862	1,500
RATA Difference		229		-	-
Subsidy to Other Funds-NMRAA		850	-	-	-
Productivity Enhancement Incentives		1,000		-	-
Project NARS		66		-	-
Honoraria-					
RTC Judges		54	27	27	54
Register of Deeds		12	7	5	12
COMELEC Field Official		6	3	3	6
BIR Field Official		6	3	3	6


STATEMENT OF RECEIPTS AND EXPENDITURES
Oroquieta City
General Fund
(In 000 Php)

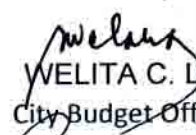
Particulars (1)	Account Code (2)	Past Year 2010 (Actual) (3)	Current Year 2011 APPROPRIATION		
			First Semester (Actual) (4)	Second Semester (Estimate) (5)	Total (6)
Social Welfare & Development Programs					
Tourism & Other Cultural Dev't Programs [Including Light-a-Tree Program]		1,725	648	902	1,550
Social Welfare Programs		199	18	182	200
Daycare Workers [51 DCWs]		2,510	1,272	1,272	2,544
Program for the Elderly		178	64	196	260
Health & Nutrition Promotion Programs:					
Health Promotion Program [CHO]		550	11	17	28
Barangay Health Workers [424 BHWs]		1,391		1,526	1,526
Barangay Nutrition Scholars [46 BNS]		243	81	167	248
RNHeals		-	69	151	220
PHILHEALTH Contributions -[for 3,434 Indigents]		2,060	514	1,546	2,060
Assistance to Individuals/Families in Crisis if Extremely Difficult Circumstances (Burial, Medicines & Transportation)					
Cleanliness & Sanitation Program		3,003	1,855	2,425	4,280
Subsidy to Indigent HS Students		416	394	56	450
Special Prog for the Employment of Students [SPES]		766	565	35	600
Sports Development Program		320	197	103	300
Peace & Order Programs		1,639	1,555	1,085	2,640
Assistance to PNP/Fire Dept/BJMP/AFP			479	146	625
Oroquieta City Traffic Mgt Bureau		473	234	246	480
Conferences w/ Barangay Captains/SK		25	22	48	70
PESO Training		21		-	
Lupong Tagapamayapa		-	14	4	18
Barangay Tanod-Honoraria		421		-	
Barangay Tanod Insurance Premiums		48		60	60
Subsistence for Prisoners		60	31	29	60
Fire Dept-Office Equipment		25		-	
Protect MDG's Project		-		75	75
Representation Allowance-					
Bureau of Fire Protection		49	24	25	49
Bureau of Jail Management & Penology		49	24	25	49
PHILIPPINE NATIONAL POLICE [PNP]				-	
Representation Allowance		49	24	25	49
Maintenance & Other Operating Expense		98	73	62	135
Capital Outlay		-	-	-	
Agricultural Programs [AGRI]		1,258	-	-	
Cooperatives Programs		662	-	-	
Engineering & Maintenance Project [CEO]		2,660	-	-	
Small-Scale Projects/Grants		5,425	3,887	1,113	5,000
Electricity Expenses		8,075	3,773	4,627	8,400
Water Expenses		399	276	324	600
LBP-Loan Repayment		2,559	-	2,559	2,559
Honorarium-City Project Mon. Committee		-	-	20	20
TOTAL APPROPRIATIONS - Non-Office		53,284	31,153	21,854	53,007


STATEMENT OF RECEIPTS AND EXPENDITURES
Oroquieta City
General Fund
(In 000 Php)


Particulars (1)	Account Code (2)	Past Year 2010 (Actual) (3)	Current Year 2011 APPROPRIATION		
			First Semester (Actual) (4)	Second Semester (Estimate) (5)	Total (6)
Financial Expenses-Bank Charges		29	21	24	45
Non-Office - Financial Expenses-Loan Repayment		29	21	24	45
Capital Outlay					
Various Capital Outlays		11,974	10,140	12,138	22,278
Special Purposes					
Other Purposes					
20% Local Development Fund		58,667	14,323	49,954	64,277
5% Local Dissaster Risk Reduction Mgt Fund		7,877	669	16,569	17,238
Subsidy to Barangays [BDF]		94	-	94	94
Total Other Purposes		66,638	14,992	66,617	81,609
TOTAL EXPENDITURES		317,816	154,049	199,343	353,347
IV. Ending Balance		13,908	36,213	(36,249)	9

CERTIFIED CORRECT:



DIONISIO U. ESICK
City Treasurer


WELITA C. LARA
City Budget Officer


CATALINO R. LARANJO
City Planning & Development Coordinator


RYN A. DE CASTRO
Accountant IV, OIC

APPROVED BY:


JASON P. ALMONTE
City Mayor